

Lambretta
INNOCENTI

instruction booklet

150 li

scooterhelp.com

INNOCENTI

motor division





INNOCENTI

motor division

*We are honoured and pleased to welcome you amongst the owners of a **Lambretta 150 li** and appreciate your choice of our product.*

*The **Lambretta 150 li** was designed and built in our works and has reached you after exacting checks and tests, thus ensuring the perfection and warranty of our product.*


The life of your scooter depends very much on the care and maintenance you give it. We have here, briefly summarized some fundamental hints and instructions which we feel will help you in knowing and making the most of your new machine.

Remember we have created in this country and throughout the world a network of Authorized Lambretta Service Dealers, with trained personnel and fully equipped with tools and original spare parts to ensure the perfect functioning of your machine. Accept our advice and take advantage of their skill and expert knowledge at any time, bearing in mind that every member of this great Lambretta Organization is at your service.

*We wish you « Bon voyage » and a wonderful time on your new **Lambretta 150 li** designed for you, the connoisseur.*

scooterhelp.com





Lambretta 150 li/third series

scooterhelp.com



IDENTIFICATION OF SCOOTER





Fig. 1

Fig. 2



The frame and engine numbers, which serve to identify your scooter in accordance with the Rules and Regulation, are stamped as shown in figures 1 and 2. These numbers should always be quoted when requesting spare parts.



KEYS

The sets of keys supplied with your scooter are for the steering lock fitted under the left hand of the handlebar (see fig.3) and for the luggage box situated in the central front rib of the frame (fig.4).

Each key has a number stamped on it and the same number is stamped on the lock, so that in case of loss, a replacement can be obtained by quoting the appropriate number.


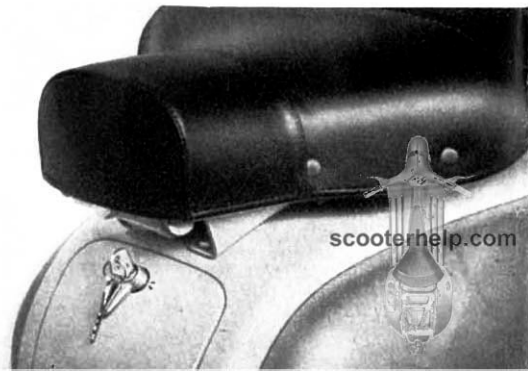
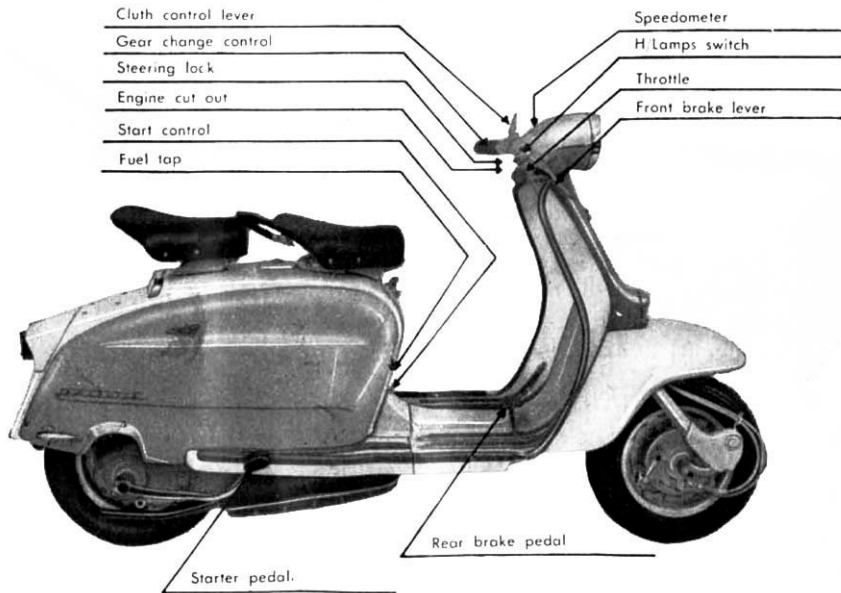


Fig. 3

Fig. 4



scooterhelp.com



CONTROLS

Fig. 5 shows the controls on your scooter. They are:

Fig. 5

scooterhelp.com



On the handlebar

Right hand: throttle twist grip and front brake lever, 3-way double lever switch, with upper lever for headlamp beam control and horn button. The three positions of the switch are: middle: lights out for day driving; to the left: headlamp and rear lights on for night driving; to the right: pilot and rear lights on for city night driving.

Left hand: clutch control lever and gear change control.

Centre - facing driver: engine cut out button and, under left hand handlebar arm, the steering lock. To lock machine, turn front wheel full lock, left or right and turn key $\frac{1}{2}$ turn. The key can be extracted from lock whether in locked or unlocked position.

On top of handlebar: Speedometer.

On the footboard

Right hand side: Rear brake pedal, which also controls stop light switch.

On the central frame rib under the front part of saddle.

On left hand side: 3-way fuel tap (closed, open, reserve) see fig. 6.

When machine is at stands-still, it is advisable to turn tap to closed position. The tank contains a total of 1.9 galls. (8.7 Lt) of fuel. When riding, tap should be in open position, and when you switch over to reserve you still have $1\frac{3}{4}$ pints (0.75 Lt) available (in other words a further $15\frac{1}{2}$ miles approximately).



1. Closed
2. Open
3. Reserve

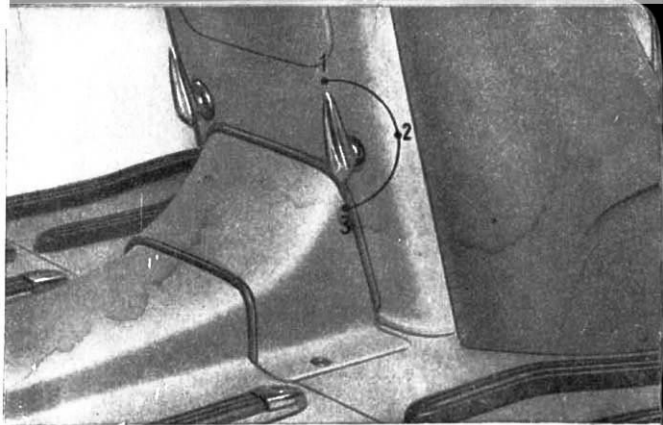


Fig. 6

On Right hand side: start control. Turn start control lever 180° anteclockwise (this only when starting on a cold engine). Return to original position as soon as engine is running steadily.

On Right hand side of machine

Kickstart pedal. Before starting, ensure that gear is in neutral.



SERVICE INSTRUCTIONS

During running-in period

(first 900 miles) keep strictly to the following rules:

- use a mixture of 4 % oil (1 part in 25) **AGIP F.1 2T** and good standard petrol,
- do not exceed the following speeds:

	1st. gear	2nd. gear	3rd. gear	4th. gear
miles per hour	12	19	24	34
km/h	20	30	40	55

- do not maintain these speeds for long periods;
- do not climb hills on full throttle;
- do not accelerate at full throttle;
- take great care **not overheat** your engine;
- take great care to have your machine fully serviced, as per the service schedule, at the correct time, by one of the authorized service agents.

Remember that the life of your scooter depends entirely on the running-in schedule being properly maintained.

scooterhelp.com



Fuel - Fuel tank

After the running-in period, use mixture of 2% oil (1 part in 50) **AGIP F.1 2T**.

To reach the fuel tank filler cap: open the lid situated on the central frame rib behind the driver's seat. See fig. 7.

The tank contains a total of 1.9 galls (8,7 Lt) of which 1³/₄ pints (0,75 Lt) are reserve (for the fuel tap, see page 6).

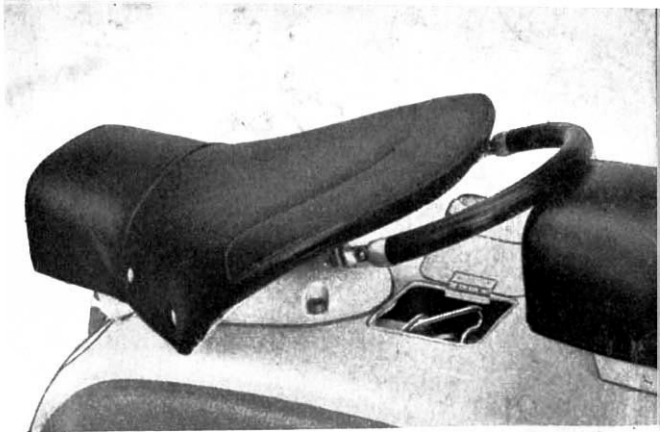


Fig. 7

Wheels

Tyreş 3.5-10.

Pressures: front 12 lbs per sq. inch (0.9 kg/sq. cm); rear 18 lbs per sq. inch (1.25 kg/sq. cm) with rider only; rear 32 lbs per sq. inch (2.25 kg/sq. cm) with pillion rider.

Wheels are interchangeable.






Fig. 8

To remove the rear wheel:

- fit the rear wheel lift stand, supplied in kit, to the lug on crankcase (see fig. 8);
- unscrew the four dome nuts and slip wheel from hub.

To remove tyre from rims:

- remove wheel (as above);
- ensure that tyre is fully deflated;
- unscrew the four nuts holding the rims.

To dismantle, lift machine on its stand. The necessary tools will be found in the luggage box (see page 17).

To remove the front wheel:

- unscrew the four dome nuts fixing rim to hub (care must be taken not to unscrew the other nuts);
- unscrew the two nuts holding hub to trailing links;
- slip wheel from links and hub, taking care not to pinch or bend the front brake and speedometer drive cables.



Brakes


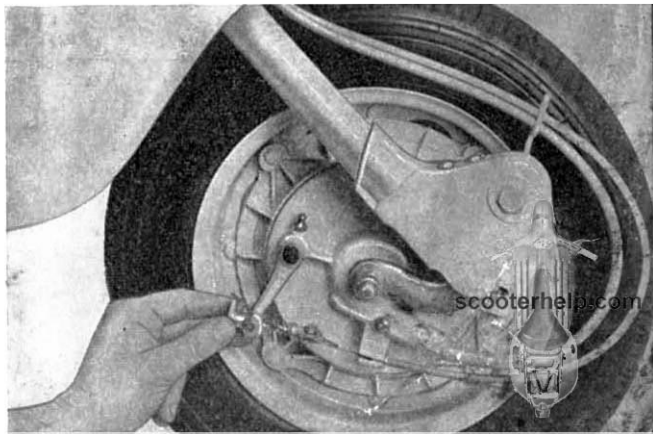


Fig. 9

Fig. 10

Ensure that the brakes are kept regularly adjusted so that the wheel is completely free to rotate, but the braking effect begins immediately the lever or pedal is used. Adjustment is carried out by means of two adjusters (see fig. 9 and 10).



Clutch



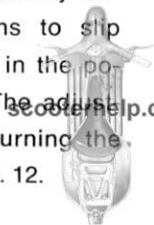


Fig. 11 $1 \div 2$ mm equal 1/16" approx.

Fig. 12



Keep the clutch constantly adjusted, so that it begins to slip when the clutch lever is in the position shown on fig. 11. The adjustment is carried out by turning the adjuster illustrated in fig. 12.



Headlamp adjustment

Check tyre pressure (see page 9).

Place a vertical screen as shown in fig. 13.

Put the scooter under the normal load conditions.

Loosen the three screws «V» shown on the headlamp, fig. 13, rotating it until the upper edge of the zone illuminated by the dipped beam coincides with the horizontal line traced on the screen, then tighten screws.

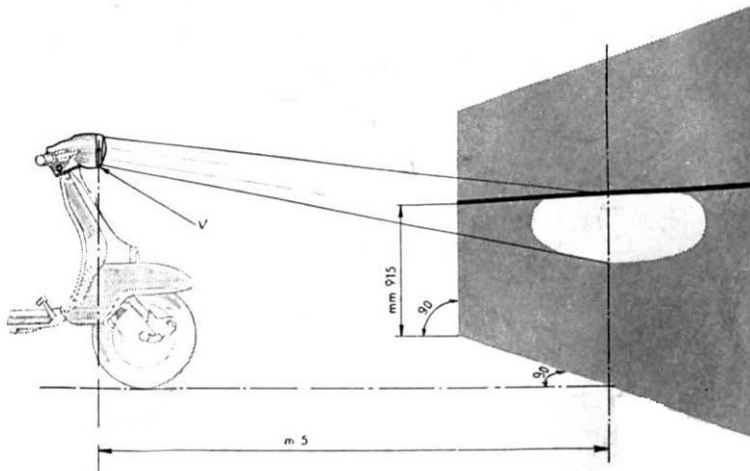


Fig. 13

Fuse (machines with battery)

If when switch double lever is in the right position and all the lights are out, check if fuse is burnt out; if so, replace and look for fault causing the short circuit.

To reach the 8A fuse, protecting the equipment, remove the left hand panel, open the rectifier-regulator cover (see figs. 14-15).

Important: To avoid possible bulb blow outs, ensure that the lights are not switched on while engine is running without ensuring that the battery is properly connected.



Luggage box and tools

The luggage box is fitted into the central frame rib under the front part of the driver's seat. A pair of keys for this box is supplied with the scooter (see page 4). In the luggage box, a tool kit is supplied consisting of:

- 1 double ended box spanner 21-24 mm for the spark plug and wheel nuts;
- 1 hexagon spanner (10 mm) to be used for unscrewing the plugs of the crankcase;
- 1 spanner 14-27 mm for rear wheel nuts;
- 1 double ended spanner 8-10 mm;
- 1 screwdriver;
- 1 rear wheel lifting stand;
- 1 points file;
- 1 4 mm allen key spanner for cable nipple grub screws.

The machine is equipped with a plastic fender, to be put on the central web of the frame, under the car plate.



Fig. 14



Fig. 15

Starting - Running - Stopping

To start the scooter:

- place on centre stand;



scooterhelp.com

- ensure that gear is in neutral;
- open fuel tap (see page 6);
- turn starting control lever - **only** when engine is cold (see page 7);
- **keeping throttle to minimum**, kick start machine;
- as soon as engine is turning over, give slight acceleration to warm up;
- if the starting control lever has been used, return to original position;
- during cold weather, run engine a few minutes to warm up before using machine.

To move off:

- bring machine off its stand;
- with engine ticking over, pull clutch lever and put into 1st gear by rotating left twist grip;
- let clutch lever out slowly, accelerating engine gradually to maintain constant revolutions;
- continue to accelerate until you have reached the correct speed to change up to a higher gear.

To change gear:

- close throttle;
- pull clutch lever;
- engage next gear;
- let clutch lever out accelerating gradually at the same time;
- do not hesitate to drop the lower gear, although it will reduce speed.

To stop engine:

- close throttle;
- pull clutch lever;
- put gear into neutral;
- stop engine by pressing cut out button.



PERIODIC MAINTENANCE

Every 4 weeks

(only for machines with battery):

Add distilled water to parking light battery until water is about $\frac{1}{4}$ " (mm 5) over the top of cells. To do this it is necessary to take battery out from its seat, as shown in fig. 16, loosening the set screw, so to unhook the support band itself. Grease battery terminals with vaseline.

Every 1250 miles (2000 km):

Brakes: check adjustment (see page 11).

Spark plug: check, clean electrodes with kit file and adjust gap to 0.020" (mm 0,5-0,6).

Lubrication:

- Clutch cable knuckles
- Gear change cable knuckles, twin lever
- Rear brake knuckles
- Front brake knuckles
- Front brake cam pin
- Rear brake cam pin
- Handlebar control lever knuckles
- Rear brake pedal pin




Fig. 16

Grease with
AGIP F.1 Grease 15



scooterhelp.com

Crankcase: re-establish level with **AGIP F.1 Rotra SAE 90**. To do this, unscrew oil level and filler plugs, pour in oil until this begins to flow from level plug (see fig. 19).

Every 2500 miles (4000 km):

Clutch control: check adjustment (see page 12).

Flywheel magneto contact breaker points: clean and set gap 1/64" (mm 0,35-0,45): we suggest that adjustment of this part is carried out by Authorized Service Agent.

Flywheel magneto cam oil pad: lubricate.

Carburettor air filter take out filter cartridge from air inlet box (see figs. 17-18), clean by sharking and blowing with low pressure air. **Do not wash in petrol.**

We strongly recommend to rechange the filter cartridge every 6.500 miles (km 10.000).

Decarbonise cylinder, cylinder head, piston head and silencer. We strongly recommend that this work be carried out by an Authorized Service Agent.

Lubrication:

Crankcase: drain oil completely through drain plug (see fig. 19) when the engine is warm. Replace drain plug, unscrew filler and level plugs; pour in oil until this flows from level plug. Quantity of oil needed 1 1/4 pints of **AGIP F.1 Rotra SAE 90**.



Fig. 17



Fig. 18



Speedometer drive box: grease with gun through nipple (about 1 gr.) **AGIP F.1 Grease 15.**

Front wheel bearings: grease with gun through nipple **AGIP F.1 Grease 30.**


Front suspension knuckles: grease with gun through nipple **AGIP F.1 Grease 15.**

CLEANING OF SCOOTER

- Wash engine with paraffin, using a brush. Dry with clean rags.
- Wash cellulosed and plastic parts with water, using a sponge. Dry with chamoise leather.

Do not use petrol or petroleum, otherwise damage will result.

- When washing the bolt with water, protect the suction hose under the saddle in order to avoid water wetting suction box and filter cartridge.



1 - oil filler plug

2 - oil level plug

3 - oil drain plug

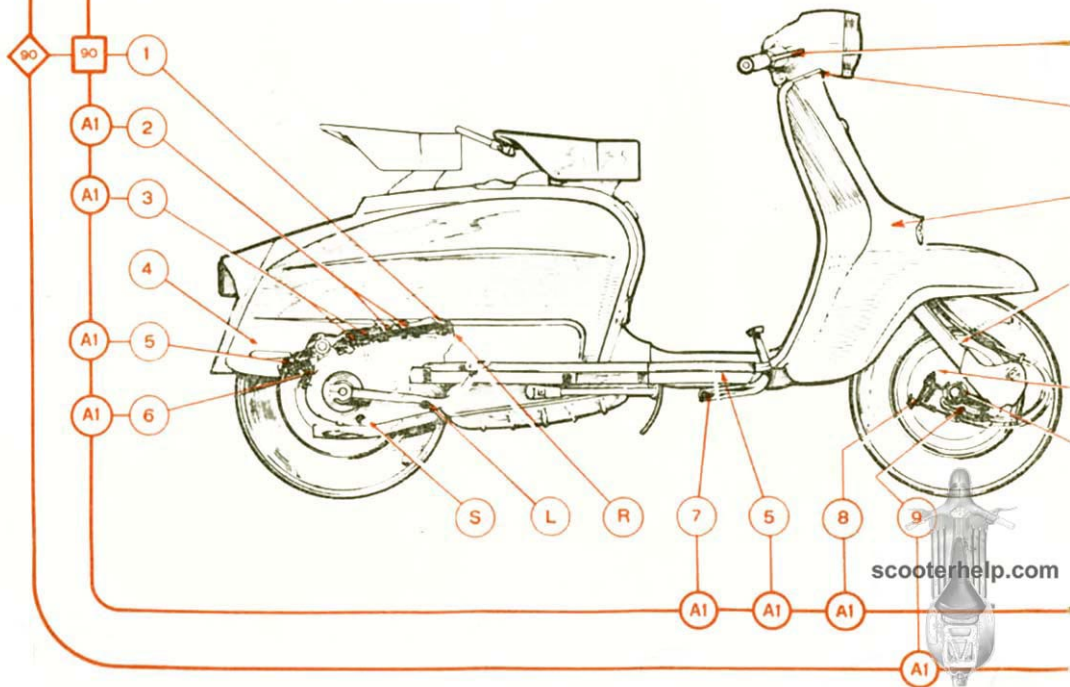
Fig. 19

scooterhelp.com



Every 2500 miles

Every 1250 miles



scooterhelp.com

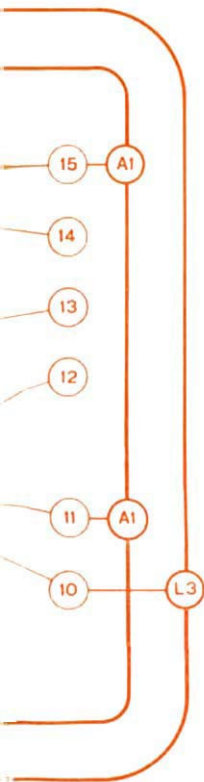
LUBRICATION DIAGRAM (See page 29)

PERIODIC LUBRICATION — (1) Crankcase: change oil after first 1000 miles (1500 km.) using AGIP F.1 Rotra SAE 90. (2) Gear change knuckles, twin lever. (3) Clutch and gear change knuckles. (5) Rear brake knuckles. (6) Rear brake cam pin. (7) Rear brake pedal pin. (8) Front brake knuckles. (9) Speedometer drive box. (10) Front wheel bearings. (11) Front brake cam pin. (15) Levers and controls on the handlebar: (lubricate end cylinders of the clutch and brake cables, throttle and gear control drive box on knuckles.

LUBRICATE THESE PARTS WHEN ASSEMBLING SCOOTER AFTER OVERHAUL

1. Part (2), (3), (5), (8) should be lubricated with AGIP F.1 Grease 15.
2. Steering ball bearings, parts (13) (14) should be lubricated with AGIP F.1 Grease 30.
3. Side panel hooks (4) and handlebar control lever knuckles (15) should be lubricated with AGIP F.1 Grease 15.
4. Front suspension helical springs (12) should be smeared with AGIP F.1 Grease 15.
5. Introduce a little AGIP F.1 Grease 15 in control cable coating before mounting wires.

R = oil filter plug. L = oil level plug. S = oil drain plug. 90 means AGIP F.1 Rotra SAE 90. A1 means AGIP F.1 Grease 15. L3 means AGIP F.1 Grease 30.



Grease



Change oil



Re-establish level

scooterhelp.com



WHEN THE SCOOTER REMAINS OUT OF USE FOR SOME TIME

- Wash and dry carefully as above;
- drain all petrol from tank and carburettor;
- clean tank and carburettor filters;
- unscrew spark plug, insert few drops of engine oil, rotate engine by hand two or three times to ensure a protective oil film in cylinder barrel. Replace spark plug;
- coat with anti-rust grease all non-painted parts;
- lift machine off the ground by placing blocks carefully under frame, tyres should not reach the floor;
- clean and deflate tyres;
- cover machine.

Machine with battery

- Take out battery, place in dry place to avoid freezing; have it re-charged monthly at an Authorized Service Agent.

TROUBLE CHART A GUIDE TO ASSIST IN THE TRACING AND RECTIFYING COMMON FAULTS

Engine fails to start, or stops immediately

Possible cause:

Irregular flow of fuel to the carburettor

Flooded carburettor

Damaged carburettor float

Remedy:

clean fuel lines and filters; clean out jet.
close fuel tap, open throttle and endeavour
to kick start. Or, unscrew and dry out jet.
plug, replace plug and kick start the motor.
have it replaced at Service Agent.



Ignition faults

If current is reaching H.T. Lead:

- dirty spark plug
- electrodes non adjusted or worn
- faulty spark plug

If current does not reach H.T. Lead:

- contact breaker points faulty
- Flywheel magneto or H.T. coil circuits shorting

unscrew and clean.

adjust to 0.020"-0.025" (0,5-0,6 mm).

replace with a new one.

take machine to Authorized Service Agent.

take machine to Authorized Service Agent.

Engine knocking

Incorrect mixture

draw out and replace with correct fuel mixture.

Pre-Ignition

clean spark plug. Decarbonise cylinder head.

Ignition too far advanced

see Authorized Service Agent.

Engine misfires

Irregular flow of fuel to the carburettor

check and clean out fuel passages.

Spark plug electrode gap too wide

re-adjust to correct gap.

Dirty spark plug

unscrew and clean out.

Contact points dirty or not adjusted

clean and adjust gap between points.



Explosion in carburettor

Pre-ignition due to excessive overheating of spark plug

Carbon deposits on spark plug

change spark plug for one of a higher heat range.

clean out spark plug.

Loss of power or excessive overheating

Weak mixture

Incorrect timing

Exhaust port or silencer partially obstructed

Cylinder head loose

adjust by closing slightly the carburettor air screw.

adjust timing. Take machine to an Authorized Service Station.

clean out port or silencer.

tighten cylinder head nuts.

MAIN FEATURES

Overall length 71" (m. 1,800)

Overall width 27 1/2" (m. 0,700)

Overall height 41" (m. 1,035)

Ground clearance 6 1/2" (m. 0,165)

Wheel base 51" (m. 1,295)

Central frame in steel tube.

Bodywork in pressed steel sheet.

scooterhelp.com



Front suspension by means of trailing links, carrying two helical springs.

Rear-suspension, swinging engine unit with shock absorber carrying two helical springs.

Centre stand with two arms.

Unladen weight	231 lbs. (105 kg)
Fuel tank capacity	1.9 imp. gals (2.3 U.S. gals - 8,7 Lt)
Maximum speed:	
driver bent forward	53.5/55 mph. (86 ÷ 88 km/h)
driver normally sitting	50/51 mph. (80 ÷ 82 km/h)
Fuel consumption (according to CUNA standard)	120 m.p. imp. gal. (100 m.p. U.S. gal - 2,2 Lt/100 km)
Uphill	4th gear 1 in 11 (9 %)
	3rd gear 1 in 7 (14 %)
	2nd gear 1 in 4,5 (22 %)
	1st gear 1 in 2,85 (35 %)

Engine

Two stroke single cylinder. Forced air cooled.

Bore	57 mm
Stroke	58 mm
Capacity	148 cc
Compression ratio	7.5
Maximum output	6.6 HP at 5300 r.p.m.
Lubrication	Petrol
Starting	Kickstart pedal

Carburettor

DELLORTO SH 18 automatic, with central float chamber; no needle. Silencing air filter.



Ignition

By flywheel magneto and external H.T. coil - Spark plug. 225 Heat Range, Bosch scale, long reach. Fixed advance ignition.

Clutch

Multi-disc in oil bath.

Transmission

Double dow chain.

Gear box

Four speed constant mesh in oil bath. Gear ration:

1st	1 :	13.95
2nd	1 :	9.00
3rd	1 :	6.67
4th	1 :	5.22

Wheels and brakes

Interchangeable wheels.

Rims: in pressed sheet, split in two halves.

Brakes: internal expansion.

Tyre: 3.5-10.

Tyres pressures:

Front: 12 lbs. sq.in.

Rear (rider only): 18 lbs. sq.in.

Rear (with pillion): 32 lbs. sq.in.

Electrical equipment (machines without battery)

The electrical equipment is fed directly by the six-poles flywheel magneto with a rated power of 27 Watt.



The armature windings of the flywheel are made out of 5 coils: 3 of them are independent, 2 are connected in series, this according to the apparatus characteristics and utilization circuits concerned.

The 3 independent coils feed the ignition circuit (green), the city lights one (violet), the stopping light one (rose).

The 2 connected coils feed the warning horn circuit and the high and low beam circuit.

Electrical equipment (machines with battery)

The electrical equipment is directly fed by the 6 poles - 27 W flywheel magneto, which gives power to the H.T. coil and, with commutator positioned for night driving in not lighted areas, to the double filament light bulb, to the speedometer bulb and, for this commutator position only, to the car plate filament. Through a rectifier, keeps the battery charge and gives power to all other lights.

— Fuse: 8 A.

— Battery: 8 Ah.

Bulbs

Position	Use	No.	Characteristics		
			Electrical data	Bulb	Socket
Head lamp	dazzle and anti-dazzle light	1	6 V-25/25 W	Spherical	BA 20 d
Head lamp	pilot light	1	6 V-5 W	Festoon length = 39 mm $\phi = 11$ mm	S 8,5/9,5
Speedometer	speedometer light	1	12 V-3 W	Cylindrical	BA 7
Rear light	number plate light/stop light	1	6 V-3/15 W	Spherical	BAY 15 d/19

LUBRICATION (See pages 20-21)

In case it should not be easy to find **AGIP** products, we recommend, in relation to the various parts, the following lubricants:

For fuel mixture

Energol two stroke

Crankcase

Energol Gear Oil SAE 90

(2) Gear change knuckles twin lever - (3) Clutch and gear change knuckles - (5) Rear brake knuckles - (8) Front brake knuckles - (11) Front brake cam pin
(4) Side panel hooks - (6) Rear brake cam pin - (7) Rear brake pedal pin - (9) Speedometer drive box - (12) Front suspension helical springs - (15) Levers and controls on the handlebar

Grease with
Energrease A1

(10) Front wheel bearings - (13) (14) steering ball bearings

Grease with
Energrease L3



world Lambretta organization

EUROPA

Europa Occidentale

BELGIO-LUSSEMBURGO - CODIVA S.P.R.L. - 25 Place Rogier - BRUXELLES 1 - tel. 02/171156

DANIMARCA / SVEZIA / NORVEGIA - VILH NELLEMAN A/S Vestergade 55-67 - AARHUS - C - tel. 34100

FRANCIA/MONACO - LAMBRETТА S.A.F.D. - Rue Octave Mirbeau 37/39 - PARIS XVII - tel. Galvani 6340

INGHILTERRA / IRLANDA / GIBILTERRA - LAMBRETТА CONCESSIONAIRES Ltd. Trojan Works, Purley Way - CROYDON, Surrey - tel. Municipal 2499

GERMANIA Occ. - EMKA - Neusserstrasse 707 - 5 KOELN-WEIDENPESCH - tel. 745261-65

GRECIA - AR. ZEIS S.A. - Marni & 9 Averof Street - ATENE - tel. 535123 - 535282

MALTA - MIZZI BROTHERS Ltd. 283, Antonio Bosio Street MSIDA - tel. Sliema 11-80-1724

OLANDA - J. LEONARD LANG'S Automobielbedrijven N.V., Stadhouderskade 114 E - AMSTERDAM - Z - tel. 719744

PORTOGALLO - U.T.I.C. - UNIAO DE TRANSPORTADORES PARA IMPORTAÇÃO E COMERCIO Lda Avenida da Liberdade, 136 - 1º - LISBOA 2 - tel. 33171

SPAGNA - LAMBRETТА LOCOMOCIONES S. A. Apartado 137 - EIBAR - tel. 73237

SVIZZERA - CILO S. A. Rue du Petit Rocher 6 - LAUSANNE - tel. 021-247722

Europa Orientale

ALBANIA - MAKINAIMPORT - TIRANA

BULGARIA - MOTOTECHNIKA - SOFIA

CECOSLOVACCHIA - MOTOKOV ENTREPRISE Tr. Dukelskych Hrdinu 47 - PRAGA 7 - tel. 239240-9/325

GERMANIA Orient. - TRANSPORT MASCHINEN - Taubenstrasse, 11/13 - BERLIN W 8

POLONIA - MOTOIMPORT Ul. Nowy Swiat 11/13 - VARSAVIA - tel. 85071

ROMANIA - TECHNOIMPORT Str. Doamnei, 5 - BUCAREST

RUSSIA - AUTO EXPORT Smolenskaja p. 32/34 - MOSKVA G-200 - tel. 442848

TURCHIA - ARÇELIK A. S. Sütlüce, Karaagac Caddesi N° 2-4 - HALICIOGLU-ISTANBUL - tel. 494400

UNGHERIA - MOGURT Benczur Utca 13 - BUDAPEST - tel. 228422

AFRICA

Africa Mediterranea

ALGERIA - LAMBRETТА-ALGERIE - 54, Rue Debbih Chérif - ALGER

EGITTO - NASR BICYCLES MFG Co. S.A.A. - Ameia, Shoubra El-Balad - CAIRO, U.A.R.

LIBIA - L.I.T. CO - Libyan Industries & Trading Co P.O.B. 2411 - TRIPOLI

MAROCCO - FORGES DE BAZAS - Rue de Bazas 31, P. O. Box 2094 - CASABLANCA - tel. 42523



TUNISIA - SOCIETE DE L'AUTOMOBILE ET DU MATE-
RIEL - 10 bis, Avenue de Ghana - TUNIS - tel. 242155

Africa Occidentale

CAMEROUN - MOTOCAM S.a.r.l. - Avenue du 27 Août -
B. P. 5455 - DOUALA - tel. 3294

COSTA D'AVORIO - ETABLISSEMENT JEAN ABILE-GAL
S.A. 13, av. Houdaille B. P. 1798 - ABIDJAN - tel. 3565

GAMBIA - ETS. VEZIA - 29 Wellington St. - BATHURST

GHANA - GHANA NATIONAL TRADING CORP., P. O. Box
67 - ACCRA

GUINEA REP. - LES CYCLES DE GUINEE - B. P. 1139 -
CONAKRY

LIBERIA - UNITED LIBERIA RUBBER CORP. Randall
Street, P. O. Box 51 - MONROVIA

MADEIRA - LEACOCK AND C.ia Ltda Caixa Postal 416 -
FUNCHAL

MAURITANIA - ETS. PEYRISSAC - MAURITANIE NOUA-
KCHOTT

NIGER - ETS. PEYRISSAC - NIGER - Place du Petit
Marché - NIAMEY

NIGERIA - LEVENTIS MOTORS Ltd. P.O.B. 390 - APAPA/
LAGOS

SENEGAL - ETS. PEYRISSAC-SENEGAL - 9, Rue Fa-
chappe - DAKAR

TOGO - SABATIER ET CIE. - Boîte Postale 985 - LOME

Africa Orientale

ETIOPIA - ETHIOSTOCK Ltd. Av. Iteghé Taitù 48-50,
P.O. Box 1091 - ASMARA

KENIA, TANZANIA, UGANDA - THE MOTOR MART &
EXCHANGE LIMITED - P.O.B. 30179 - NAIROBI -
tel. 20461/4

SEYCHELLES ISLAND - KIM KOON AND Co. Ltd. 493,
Market Street, P.O. Box 36 - VICTORIA, MAHE

SOMALIA - GINO CAPONE C.P.N. 10 - MOGADISCIO

SOMALIA FRANCESE - ANCIENS COMPTOIRS RIES Boîte
Postale 106 - DJIBOUTI

SUDAN - ABDELMONEIM MOHAMED Co. Ltd., P.O.B. 599
- KHARTOUM

ZAMBIA - INCAR (ZAMBIA) Ltd. - Cairo Road - P.O.B.
2180 - LUSAKA

Africa del Sud

ALTO VOLTA - ETS. PAYRISSAC-HAUTE-VOLTA Avenue
Princesse Yennenga - OUAGADOUGOU

ANGOLA - TRAVASSOS & JORGE Ltda. Caixa Postal 464
- LUANDA - tel. 3103 - 4473

FEDER, RODESIA e NYASSALAND - INCAR (PVT) Ltd. 44,
Union Avenue - SALISBURY

MAURITIUS ISLAND - ADAM & CO. Ltd. 1, Queen Street,
P.O.B. 53 - PORT LUIS

REPUBBLICA SUDAFRICANA, AFRICA S.W., MOZAMBICO
- LAMBRETTA SALES (PTV) Ltd. 206, Commissioner
Street P.O.B. 7577 - JOHANNESBURG - tel. 224768/
234800

ASIA

Medio Oriente

ADEN - PAUL RIES AND SONS (ADEN) Ltd. - Aden -
tel. 3841-2-3



ARABIA SAUDITA - SAMI KUTBI AND BROTHERS, P.O. Box 247 - JEDDAH - tel. 3039

BAHREIN (Golfo Persico) - AHMED SAYID HASHIM AL GHARABALLY P.O. Box 191 - MANAMA - tel. 3852

CIPRO - G. TH. PIERIDES AND SON Ltd. 42-44 - Phaneromeni Street, P.O. Box 1009 - NICOSIA - tel. 2834

GIORDANIA - MATERIALS & EQUIPMENT CO. Ltd. P.O. Box 748 - AMMAN

HADRAMAUT - SYED HUSSAIN AHMED BIN SHEIKH BUBAKER & BROS - P.O.B. 13 - MUKALLA

IRAN - NEMAY Co. Ltd., Avenue Saadi, Passage Saadi - TEHERAN

IRAQ - AL NUAIMI'S - BATAWEEN - BAGDAD - tel. 84020

ISRAELE - TAR VEHICLE & SPARE PARTS CO. LTD. - 31, Petah Tiqva Road - TEL-AVIV - tel. 64073

KUWAIT - BARRAK ABDULMOHSIN ALAQIL, P.O. Box 533 - KUWAIT - tel. 2824

LIBANO - IBRAHIM R. AUDI, Boîte Postale 316 - Rue Patriarche Hoyek 11 BEYROUTH - tel. 230731

QATAR - OMAR BIN ISMAIL AL-DAFA & SONS - P.O.B. 417 - DOHA - tel. 2760

SIRIA - ESTEFANE & Cie., Boîte Postale 415 - DAMAS tel. 19524

TRUCIALS STATES - AHMED SAYID HASHIM - AL-GHARABALLY - P.O.B. 1004 - DUBAI - Arabian Gulf

YEMEN - MOHAMED ALI IDRIS DAFLA - P.O.B. 333 - HODEIDAH

Nord Asiatico

CINA - CHINA NATIONAL MACHINERY IMPORT AND EXPORT CORPORATION - Erh Li Kou, Hai Chiao - PEKING

COREA - ITALIAN TRADING OFFICE Room. 508, Bando Building - SEOUL - tel. (2) 4263

FORMOSA - YUE LOONG MOTOR CO LTD. - 16, Sing Yang Street - TAIPEI, Taiwan - tel. 31434

FILIPPINE - NATIONAL MERCHANDISING CORPORATION - 3111, Nagtahan Street - MANILA - tel. 64576/7/8

GIAPPONE - BALCOM TRADING Co. Inc., Central P.O. Box 176 - FUKOKU BUILDING, No. 2-2, Uchisaiwaicho - CHIYODA-KU, TOKYO - tel. 591-0945, 591-0946

HONG KONG/MACAO - NATIONAL MOTORS 116, Waterloo Road - KOWLOON HONG KONG - tel. 822331/32

OKINAWA - OKINAWA LAMBRETTA MOTORS Co., Yamashiro Building 183-1 - YAFUSO, URASOE - tel. 099.3203

Penisola Indostana

AFGHANISTAN - A. W. INTERNATIONAL TRADING CORP. - Sarai Kunj - KANDAHAR

BIRMANIA - M. C. SHAH 195, 34th Street - RANGOON

CEYLON - COLONIAL MOTORS Ltd. 297, Union Place P.O. Box 349 - COLOMBO 2 - tel. 3342-3-4

INDIA, NEPAL, BUTHAN - AUTOMOBILE PRODUCTS OF INDIA Ltd. Agra Road - BHANDUP-BOMBAY 78 - tel. 581261

MALDIVE IS. - THE MADIVIAN NATIONALS TRADING Co. (Ceylon) Ltd. - 78 Reclamation Road, COLOMBO 11 - CEYLON

PAKISTAN - WAZIR ALI ENGINEERING Ltd. Engineering Division, West Whard, P.O. Box 4260 - KARACHI - tel. 33298 - 32036



Sud-Est Asiatico

INDONESIA - RINI TJAKRANINGRAT - Djalan Slamet Rijadi 1/12 - DJAKARTA

MALAYSIA - BORNEO MOTORS Ltd., 70, Orchard Road P.O. Box 796 - SINGAPORE - tel. 27771

TAILANDIA - BERLI, JUCKER and Co. 1136, New Road, P.O. Box 173 - BANGKOK - tel. 33921

VIETNAM - VINACO S.A. 6, Rue THOAI - NGOC - HAU - GIADINH B.P. 409 - SAIGON - tel. 23552

OCEANIA

AUSTRALIA/TASMANIA - LAMBRETTA DISTRIBUTORS (PTY) Ltd. 59, William Street - SYDNEY - tel. FA 9041

NUOVA CALEDONIA - SOCAMA - 36, Rue Georges Clemenceau - NOUMEA

NUOVA ZELANDA - CAMERON LEWIS & Co. Ltd. 178-180 Worcester Street - CHRISTCHURCH

TAHITI - ETS. MARCEL LASSERRE, Avenue Georges Clemenceau, Boîte Postale 487 - PAPEETE

AMERICA

Nord America

ST. PIERRE/MIQUELON - S.O.R.A.N.D. B. SERIEUL - L. ANDREIUX ET Cie. - SAINT PIERRE

U.S.A.-CANADA - INNOCENTI CORPORATION LAMBRETTA DIVISION, 31-17, 38th Avenue - LONG ISLAND CITY, NEW YORK 1 - tel. Empire 1-2455

Centro America

BAHAMAS - BAHAMA ENGINES Ltd., East Bay Street, P.O. Box 1658 - NASSAU - tel. 8636

BERMUDE - THE BERMUDA MOTOR AND CYCLE ACC. Co. Ltd., The Lucas House - HAMILTON - tel. 1-3188/87

CUBA - TRANSIMPORT - Adpo 6665 - LA HABANA

EL SALVADOR - FREUND S. A., Avenida España 224 - SAN SALVADOR - tel. 1100 e 7700

GIAMAICA - G. B. ATTECK, 26, Halfway Tree Road Kingston 5 - tel. 6-7195

GUADALUPA - SOCIETE COMMERCIALE ANTILLAISE - 40, Rue A. R. Boisneuf - POINTE A PITRE - tel. 986

HONDURAS - SYRE, Apartado 107 - TEGUCIGALPA

MARTINICA - CLAUDE DENEUVILLE - B.P. 467 - FORT DE FRANCE

NICARAGUA - ELIAS PEREIRA - Ed. Pereira Alts. 7/8 - MANAGUA D.N.

PANAMA - SPARTON S. A., P.O. Box 3415 - 26.109 Central AV. - PANAMA - tel. 5-1827

REPUBBLICA DOMINICANA - HAITI - QUILLERMO A. RISK G., Emilio Prud'homme 4 - P.O.B. 213 - SANTO DOMINGO - tel. 2-5722

TRINIDAD/TOBAGO - F. T. FARFAN AND SONS Ltd., 30 Sackville Street - PORT OF SPAIN - tel. 35990 - 31758

Sud America (Nord)

COLOMBIA - AUTO TECNICA COLOMBIANA Ltda. - tado Aereo 1066 - MEDELLIN - tel. 58-800 [scoterhelp.com](http://www.scoterhelp.com)

ECUADOR - S. A. COMERCIAL ANGLO-ECUATORIANA - Pichincha, 108 - GUAYAQUIL



GUAYANA BRITANNICA - THE AUTO SUPPLIES CO. -
30, Hadfield & Lombard Street - GEORGETOWN -
tel. C2406/7

GUAYANA FRANCESE - COMPTOIR COMMERCIALE R.
LIBRI, Rue L. Becker, P.B. 151 - CAYENNE - tel. 381

SURINAME - HANDELMAATSCHAPPIJ I. FERNANDES
AND SON N. V., P.O. B. 1834 - PARAMARIBO - tel. 3445

PERU' - NIZZOLA and Co. - Carabaya 801, Casilla 907 -
Plaza San Martino - LIMA - tel. 72294

VENEZUELA - IVENSA - Primera Transv. de las Delicias
- Sabana Grande - CARACAS - tel. 713807

Sud America (Sud)

ARGENTINA - SIAM DI TELLA LTDA. Florida 602 -
BUENOS AIRES

BRASILE - CIA. INDUSTRIAL - PASCO-LAMBRETTA -
Trav. Bartolomeu Paes, 132/240 Lapa - SAO PAULO 1 SP

CILE - E.M.S.S.A., Carmen, 675, Casilla 13399 - SANTIAGO
- tel. 82333

PARAGUAY - NICOLAS GONZALES ODDONE, esq. Ca-
ballero y Azara - ASUNCION - Casilla de correo 617 -
tel. 6468-4326

URUGUAY - SIAM TORCUADO DI TELLA S.A., Avenida
Uruguay 1124 - MONTEVIDEO - tel. 89681/2/3/4



ITALIA **Lambretta** ORGANIZATION

AGRIGENTO - Ditta SALVATORE CAPIZZI - Via Gioeni n. 135 - tel. 21-178.

ALBENGA - Ditta PETRUCCI SPARTACO - Via Trieste, 81 - tel. 50-836.

ANCONA - Ditta ALBERTO BETTITONI - Via Giannelli, 8 - tel. 51-247.

ANCONA - Ditta MARIOTTI L. - Via C. Colombo, 104 - tel. 53-196.

AOSTA - Ditta F.lli NALE - Via Xaxier de Maistre, 19 - tel. 23-66.

AREZZO - LUIGI AGNELLI - Via Garibaldi, 109 - tel. 22-324.

AREZZO - ARETINA MOTOR - Via Marco Perennio, 24/1

ASCOLI PICENO - A. CECI - Corso V. Emanuele, 18/24 - tel. 54-63.

ASTI - Ditta F.lli TORELLO - Corso Dante, 56 - tel. 52-355

AVELLINO - Ditta SAMMARCO ROCCO - Via Carducci, 11/13 - tel. 24-648.

AVEZZANO - Ditta F.lli BIANCHI - Piazza Torlonia, 30 - tel. 211.61

BARI - L. SCOOTER S.n.C. - Via Piccinni, 193 - t. 10-828

BARLETTA (Bari) - NUNZIO DI LEO - Via Carso, 4 - tel. 31-048.

BASSANO DEL GRAPPA (Vicenza) - Ditta SERGIO BERTI - Via Pecori Giraldi, 22

BELLUNO - BIANCHET & MORETTI - Via Feltre - tel. 47.89

BENEVENTO - VINCENZO PERRIELLO - Piazza Tribunale n. 4/8 - tel. 24-171.

BERGAMO - MASSIMO MASSERINI - Via Borgo Palazzo, 193 - tel. 237-326.

BIELLA - ENZO VIOTTI - P.zza Adua, 1 - tel. 20-112.

BOLOGNA - C.I.S.A. S.r.l. - Via Bovi Campeggi, 4

BOLZANO - S. A. MOTOR S.p.A. - P.zza Mazzini, 30 - tel. 36.151

BORGOMANERO (Novara) - SAVOINI GIUSEPPE & FIGLI - Corso Sempione, 37 - tel. 81-494.

BRESCIA - BRESCIA MOTORI di SALA & POLVEROSI - Via Luigi Apollonio, 17/A - tel. 50-052.

BRINDISI - OC.RA. - Via Appia, 23 - tel. 22.583.

BUSTO ARSIZIO - MARIO MARA - Via Magenta, 48 - tel. 39.313.

CAGLIARI - IN.CO.SA. S.r.l. - Via Dante, 105 - tel. 42-302.

CALTAGIRONE - P. PURPURA - V.le P. Umberto, 51 - tel. 22.606.

CALTANISSETTA - Ditta MICHELE FIORINO & F. - Via Palmintelli, 1/D - tel. 26-627.

CAMPOBASSO - NICOLANTONIO MUCCIACCIA - Via Zurlo, 16/18 - tel. 24-109.

CARPI (Modena) - Ditta ORVILLE CADOSI - Via Meloni - tel. 86.294.

CARRARA - BATTISTA PIERI - Via Roma, 36/B - t. 29-84

CASALE MONFERRATO (Alessandria) - Ditta CURINO TERESIO - P.zza XXV Aprile, 11 - tel. 64-26.

CASERTA - MARIO MASULLO - Via Roma, 25-27-29 - tel. 23.219

CASTELLAMMARE DI STABIA (Napoli) - GARAGE OMBRIA di F. INGENITO - Piazza Stazione Circumvesuviana - tel. 701-663.

CATANIA - S.V.A.M. di A. Messina & C. S.n.C. - Via Vittorio Veneto, 189/195 - tel. 245-708.



CATANZARO - LASCAN di CATANZARO S.r.l. - Via Buccarelli, 51 - tel. 36-96.

CECINA (Livorno) - LUIGI VENTURI - C.so Matteotti, 96 - tel. 61-220.

CHIAVARI (Genova) - DOMENICO BOGGIO - Piazza N.S. Dell'Orto, 8 - tel. 25-04.

CIVITAVECCHIA (Roma) - LAMBRETTA SPORT di Adriano Sergio - Via Traiana, 39/43 - tel. 35-22.

COMO - Rag. MARIO DE MARTINI - Via Napoleona, 4 - tel. 28.799.

COSENZA - GATTO MOTORI - S.r.l. - Via Galluppi, 21/23 - tel. 25-881.

CREMONA - LAMBRETTA CREMONA di MASI MARIO - Via Trento Trieste, 132/134 - tel. 29.492.

CUNEO - S.n.c. B.I. AUTO di Chianale & Airoldi - Via Meucci, 28 - tel. 61-477.

DARFO (Brescia) - ANDREA ZOPPETTI - Via Marconi, 16 - tel. 50-208.

DOMODOSSOLA (Novara) - SBARDELLATI LUCIANO - Corso F.lli di Dio, 19 - tel. 22-52.

ENNA - LIBORIO BRUNO & C. - Via Diaz, 70 - tel. 21.205.

ERBA (Como) - CARLO VALSECCHI - Via Milano, 1 - tel. 61-470.

ESTE (Padova) - VENDA EUGANEA S.r.l. - Via S. Rocco, 22 - tel. 55-04.

FERRARA - Ditta ARMA - Via Bologna, 138 - tel. 32-184.

FIRENZE - Ditta SERGIO PRESENTI - Via Cimabue, 16 - tel. 63-349.

FIRENZE - GARAGE ZANIRATTI di FRANCO ZANIRATTI - Via F.lli Rosselli, 55 - tel. 471.465.

FOGGIA - DAUNIA MOTORI - di ENZO ZAVATTA - Via Capozzi, 9/11/13 - tel. 71-360.

FOLIGNO (Perugia) - PAOLO NEGRI - Corso Cavour, 18.

FORLÌ - FRATELLI BAGNOLI - Viale Vitt. Veneto, 31 - tel. 22-084.

FROSINONE - F.lli CORVI - Via Mazzini, 34/8 - tel. 20.616.

GALLARATE (Varese) - FRANCO NOSEDA - Via Cattaneo, 16/A - tel. 20.339

GENOVA - S.p.a. LAMBRO GENOVA - Via S. Zita, 19/A-B.

GROSSETO - MOTOFORNITURE di SALOMONI E. - Via Montebello, 4 - tel. 22-923.

IMOLA (Bologna) - ENZO CREMONINI - Via Emilia, 308 - tel. 2-62.

IVREA (Torino) - GIUSEPPE PEILA - P.zza Lamarmora, 9 - tel. 37-95.

LANCIANO (Chieti) - GIUSEPPE DI STASIO - Via L. De Grecchio, 43/45 - tel. 25.265.

L'AQUILA - CESARE FIAMMA - C.so Federico II, 25 - tel. 31.63

LA SPEZIA - S.n.C. COZZANI & ROSSI - Piazza Caduti per la Libertà, 6 - tel. 25.386.

LATINA - BODEMA S.r.l. - Corso della Repubblica, 110 - tel. 43.627.

LECCE - VINCENZO TURCHIULI - Via delle Anime, 8 - tel. 20.95.

LECCO (Como) - SPREAFICO ROMANO - C so C. Alberto, 33 - tel. 24-750.

LIVORNO - S.p.A. A.C.A.M. - P.zza D. Chiesa, 52/59 - tel. 34-601.

LODI (Milano) - GIORGIO ESPOSTI - Viale Milano, 67 - tel. 30-43.

LUCCA - GIOVANNI MEI di NELLO MEI & FIGLI S.n.C. - Via Castracani, 162/B. - tel. 42-645.

MANTOVA - ALDO MINGHETTI & C. - Via Vittorino da Feltre, 63 - tel. 28-632.

scooterhelp.com



MASSA - Ditta GIUSEPPE FRASSON - Via Palestro, 20/31 - tel. 42.152.

MERANO (Bolzano) - MARIO MOCHI - Via Carducci, 10/12 - tel. 26-330.

MESSINA - ALESSI & MAUGERI S.r.l. - C.so Vitt. Emanuele, 49/50 - tel. 210-134.

MILANO - LAMBRO MOTORI S.p.A. - V.le F. Testi ang. via Masaniello, 89 - SESTO S. GIOVANNI (Milano) telefono 24-79-687.

MILANO - MILANO SCOOTER S.r.l. - Via Paullo, 11 - tel. 540-458.

MODENA - MOTORICAMBI BARBIERI - Viale Trento Trieste, 3/A - tel. 36.128.

MONDOVI' (Cuneo) - STEFANO AIRALDI - Via Cottolengo, 14 - tel. 23-74.

MONFALCONE (Gorizia) - MARIO PERIN - Via Duca D'Aosta (Cond. Brunetta).

MONZA (Milano) - GHEFER & C. S.N.C. - Via Parini, 5 - tel. 22-030.

NAPOLI - SCOOTER PARTENOPEA - Via Arenaccia, 29 - tel. 511-506.

NUORO - RONDONI GIACOMO - Via Ballero - te. 30.324.

ORTONA (Chieti) - Ditta MARINOZZI & PIERMATTEO - Piazza Vittoria, 12 - tel. 912-568

PADOVA - GIAMPIETRO TUROLLA - V.le Navigazione Interna, 5 - tel. 27.104.

PALERMO - CO.RI S.r.l. - V.le della Regione Siciliana - tel. 223-660.

PAOLA (Cosenza) - CALOMINO CUSTODIO - Via S. Rocco, 25/29 - tel. 28.

PARMA - Ditta F.lli SACCHETTI - Via 22 Luglio, 14/16 - tel. 33.433.

PAVIA - MOTOAUTO di SACCHI & VISMARA S a S. - Via Gilardelli, 2 - tel. 31-063.

PERUGIA - ARTURO TAGLIAMONTE - Viale Cacciatori delle Alpi, 16/18 - tel. 35.25.

PESARO - PAOLO DEL MONTE - Viale Marsala, 11/13 - tel. 21.59.

PESCARA - RADAR di VITTORIO LUCIANI - Corso Vitt Emanuele, 221 - tel. 22-625.

PIACENZA - Ditta BENEDETTO CORVI & F. - P.zza Cittadella, 15 - tel. 21-381.

PISA - LIVIO DEL SEPPIA & C. - Via C. Cattaneo, 1/r - tel. 27-025.

PISTOIA - EMPORIO DELL'AUTO - C.so Vitt. Emanuele, 23 - tel. 21-644.

PONTREMOLI - LINO PINOTTI - Via del Seminario.

PORDENONE (Udine) - Ditta NATALE PELLEGRINI - Viale Marconi - Condominio S. Martino - tel. 54-26.

PORTO SAN GIORGIO (Ascoli Piceno) - PETRACCI SCOOTER - Corso Garibaldi, 235/241 - tel. 42-48.

POTENZA - Ditta F.lli SANTANGELO - Viale Marconi - Palazzo Padula - tel. 21.506.

RAGUSA - C.A.I. - Via Archimede, 63/67 - tel. 24-047.

RAVENNA - RAVENNAUTO di SERGIO BERTINI & C. - Via Romea, 78/B.

REGGIO CALABRIA - CARLO MAZZONÉ - Via S. Caterina, 16 - 16/A - tel. 21-183.

REGGIO EMILIA - S.C.I.A.M. dei Fratelli GRISENDI - Via E. San Pietro, 55 - tel. 42-313.

RIETI - ANGELETTI AGOSTINO - Via Battistini, 1/c - tel. 32.28.

RIMINI - ADRIATICA SCOOTERS di Ing. F. CAVARA & C. VETTORI - P.zza Ferrari, 7/9 - tel. 22-879.

ROMA - S.A.R.M.A. S.r.l. - Circonvallazione Nomentana, 138 - tel. 835.144.

ROVERETO - LA MOTOAUTO di EMILIO MANICA - Via Cavour, 58 - tel. 23-778.



ROVIGO - MOTORICAMBI POLESANA di SIGOLO RINO - Via Amendola, 20/a - tel. 21.109.

SALERNO - GUIDO JANNONE - Via Piacenza, 12 - tel. 41.229.

SALO' (Brescia) - GIANCRENZO SCURI - Via Brunati, 6 - tel. 20.076.

SAN MARINO - A. RIGHI - BORGO MAGGIORE - Piazzale del Mercato, 129 - tel. 168.

SANREMO (Imperia) - Ditta VINCENZO BRUZZONE - C.so O. Raimondo, 89 - tel. 85.477.

SASSARI - IN.CO.SA - Via dei Millia, 11/c - tel. 42.111.

SAVONA - CICLI PORASSO - Corso Italia, 19-21/2 - telefono 21-926.

SIENA - SIENA SCOOTER di L. e P. ZUCCOLI - Via Vittorio Emanuele, 46/48 - tel. 20.581.

SIRACUSA - VINCENZO D'AMICO - Via S. M. del Miracoli, 37-39 - tel. 21.958.

SONDRIO - OTTORINO RUFFINI - Via Trento, 20 - telefono 22-965.

SPOLETO (Perugia) - Ditta RUGGERO CORVELLI - Via Flaminia, 24 - tel. 42-43.

SULMONA (L'Aquila) - ALBERTO SACCHETTA - Via Occidentale, 111 - tel. 22.173.

TARANTO - JONIO MOTORI S.r.l. - Via Pupino, 13 c - tel. 23.481.

TERAMO - F. III LUIGI DI BONAVENTURA - Via Vezzola, 7 - tel. 43.85.

TERNI - GIUSEPPE BELLI - Via Lungonero, 33 - tel. 29-191.

TIVOLI (Roma) - BRUNO PACIFICI - Viale P. Tomel, 23 - tel. 30-32.

TORINO - S.p.A. AUTO TORINO - Corso Principe Eugenio, 11 - tel. 547-173.

TORTONA (Alessandria) - ROLANDI RICCARDO - Via Emilia, 422 - tel. 81-557.

TRAPANI - Ditta FONTANA PAOLO - Via G. B. Fardella, 207 - tel. 22-463.

TRENTO - M.A.S. del Dr. M. AICHNER - Corso degli Alpini, 21 - tel. 33-133.

TREVIGLIO (Bergamo) - O.R.V.A.M. - Viale C. Porta, 8 - tel. 21.31.

TREVISÒ - S.G.A.M. di ALBERTO COMIRATO - Via S. Nicolò, 11/13 - tel. 22.712.

TRIESTE - FILOTECNICA GIULIANA S.r.l. - Via Imbrani, 16 - tel. 36-613.

UDINE - NELLO BRINIS & C. - Viale Leopardi, 108 - tel. 25.673.

VARESE - CARLO FELICE BUZIO - Via Belforte, 2 - tel. 25.673.

VASTO (Chieti) - SAVERIO BACCALA' - Corso Garibaldi, 123 - tel. 21-26.

VENEZIA-MESTRE - AUTOLAMBRO S.a.S. di A. FORNARO & C. - Corso del Popolo, 7 - tel. 56-094.

VERBANIA - S.n.c. VERBANIA MOTOR - Via De Bonis, 13 - tel. 42.385.

VERCELLI - Ditta FABIO TAVANTI - Via Parini, 1 - tel. 34.68.

VERONA - SO.VE.MO - Polto Cittadella, 18 - tel. 34.580.

VERONA - S.R.A.M. - Via Nizza, 1 - tel. 38.383.

VIAREGGIO (Lucca) - AUTOMOTO s.r.l. - Via Antonio Fratti, 512 - tel. 44-12.

VIBO VALENTIA (Catanzaro) - ANTONIO ZOCCALI - Via Luigi Razza, 30 - tel. 31.394.

VICENZA - LEONE CHIARELLO - Porta Padova, 82 - telefono 23-646.

VILLA POTENZA (Macerata) - GIUSEPPE TRUBBIANI & FIGLIO - tel. 42-130.

VITERBO - Ditta ANSELMO FERRI - Via Orologio Vecchio 22/24 - tel. 34-640.

scooterhelp.com



CONTENTS

Identification of the scooter page 3

Keys » 4

Controls » 5

Service instructions

During running-in period » 8

Fuel - Fuel tank » 9

Wheels » 9

Brakes » 11

Clutch » 12

Headlamp adjustment » 13

Fuse » 13

Luggage box and tools » 14

Starting - running - stopping » 14

Periodic maintenance

Every 4 weeks » 16

Every 1.250 miles (2000 km) » 16

Every 2.500 miles (4000 km) » 17



Cleaning of scooter	page 18
Wiring diagram (machine without battery)	» 19
Lubrication diagram	» 20-21
Wiring diagram (machine with battery)	» 22
When the scooter remains out of use for sometime	» 23
Trouble chart - A guide to assist in tracing and rectifying common faults	» 23
Main features	» 25
Bulbs	» 28
Lambretta Organization	» 30



INNOCENTI

SOC. GENERALE PER L'INDUSTRIA METALLURGICA E MECCANICA

MILANO ROMA NEW YORK PARIGI LONDRA CARACAS DÜSSELDORF



scooterhelp.com